

**Luminaire**

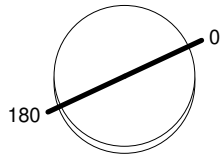
Code NL4203234K006  
 Name Everything 55 square adjustable 34° - cornice bianca - 3000K

**Measurem.**

Code FTS1500323  
 Name Everything 55 square adjustable 34° - cornice bianca - 3000K

Luminaire Flux	442.00 lm	Luminaire Power	6.40 W	Efficacy	69.06 lm/W	Efficiency	100.00%
Lamps Flux	442.00 lm	Maximum value	2814.46 cd/klm	Position	C=0.00 G=0.00	CG	Rotosymmetrical
Round Luminaire		Diam.	55 mm	Height	78 mm		
Round Luminous Area		Diam.	35 mm	Height	0 mm		
Horizontal Luminous Area		0.000962 m2		Emitting area on Plane 180°		0.000000 m2	
Emitting area on Plane 0°		0.000000 m2		Emitting area on Plane 270°		0.000000 m2	
Emitting area on Plane 90°		0.000000 m2		Glare area at 76°		0.000233 m2	
Coordinate system		CG		Symmetry Type		Rotosymmetrical	
Date		17-02-2015		Maximum Gamma Angle		90	
Measurement Distance		0.00		Measurement Flux		442.00 lm	
3000K - Imax=2814 cd/klm - LED Flux=566 lm - LED Power=6.4 W - Eff=78 % - EfcLED=89 lm/W - EfcLum=69 lm/W Ra=80 min - SDCM=2 - Life=L70(6K)>51,400 ore							
C.I.E.	99	100	100	100	D DIN 5040	A60	
F UTE	--				B NBN	BZ 1	

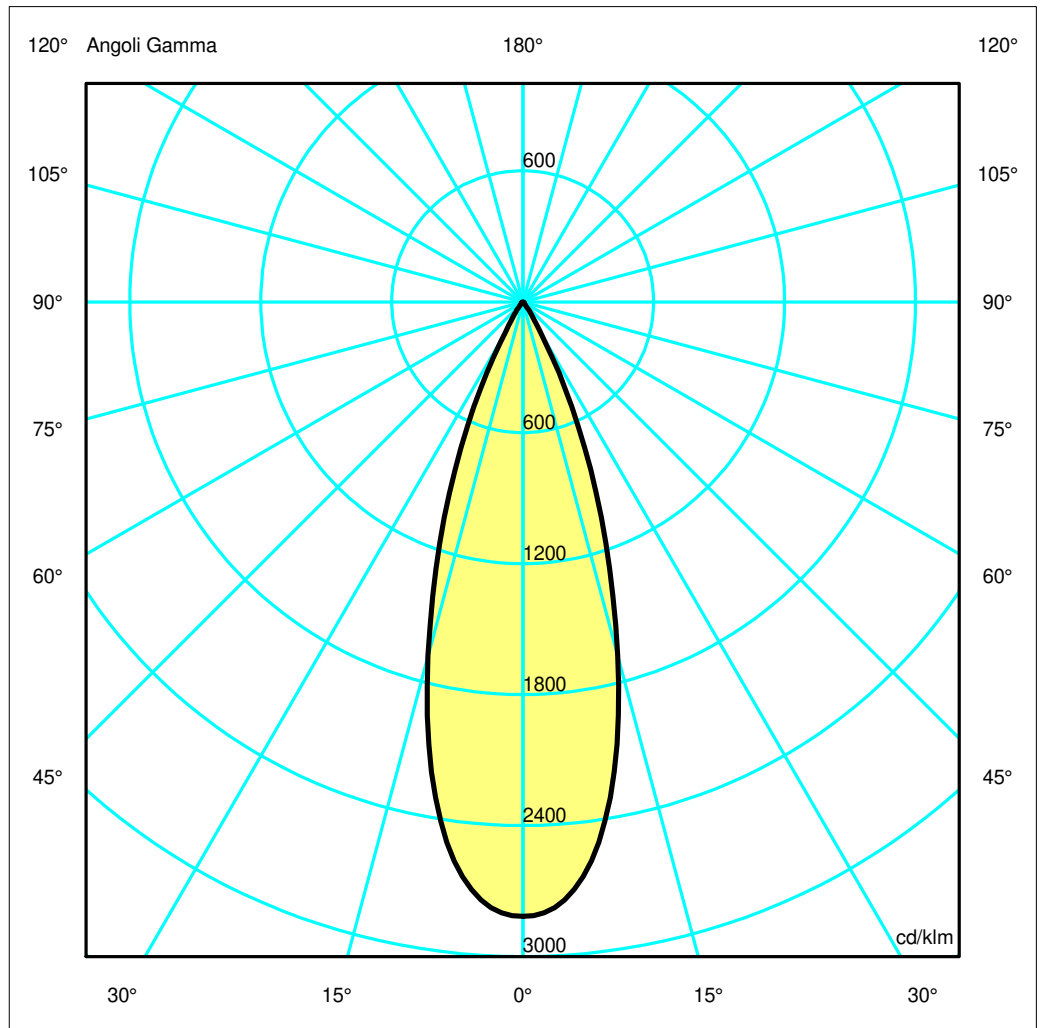
Diam=55mm



Semipiani C

180.0 ——— 0.0

ULOR 0.00 %  
 DLOR 100.00 %  
 RN 0.00 %



## Luminaire

Code NL4203234K006  
Name Everything 55 square adjustable 34° - cornice bianca - 3000K

## Measurement

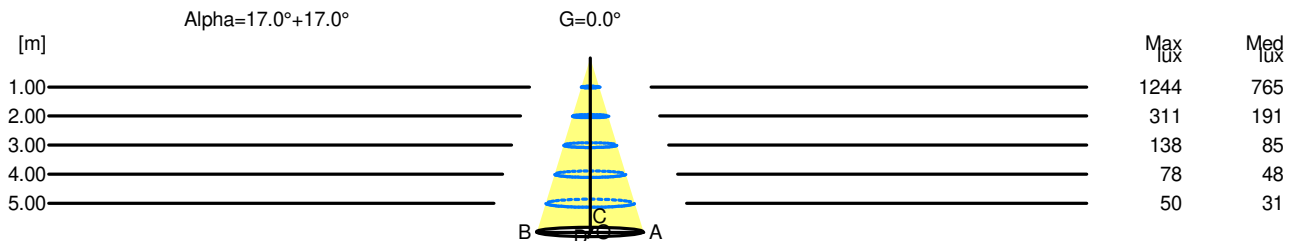
Code FTS1500323  
Name Everything 55 square adjustable 34° - cornice bianca - 3000K

Luminaire Flux	442.00 lm	Luminaire Power	6.40 W	Efficacy	69.06 lm/W	Efficiency	100.00%
Lamps Flux	442.00 lm	Maximum value	2814.46 cd/klm	Position	C=0.00 G=0.00	CG	Rotosymmetrical
Round Luminaire		Diam.	55 mm	Height	78 mm		
Round Luminous Area		Diam.	35 mm	Height	0 mm		
Horizontal Luminous Area	0.000962 m2			Emitting area on Plane 180°	0.000000 m2		
Emitting area on Plane 0°	0.000000 m2			Emitting area on Plane 270°	0.000000 m2		
Emitting area on Plane 90°	0.000000 m2			Glare area at 76°	0.000233 m2		
Coordinate system	CG			Symmetry Type	Rotosymmetrical		
Date	17-02-2015			Maximum Gamma Angle	90		
Measurement Distance	0.00			Measurement Flux	442.00 lm		
3000K - I <sub>max</sub> =2814 cd/klm - LED Flux=566 lm - LED Power=6.4 W - Eff=78 % - EfcLED=89 lm/W - EfcLum=69 lm/W Ra=80 min - SDCM=2 - Life=L70(6K)>51,400 ore							
C.I.E.	99 100 100 100 100			D DIN 5040	A60		
F UTE	--			B NBN	BZ 1		

### Width at 50.00 % of Max Intensity

H[m]	1.00	2.00	3.00	4.00	5.00	H[m]	1.00	2.00	3.00	4.00	5.00
OA	0.31	0.61	0.92	1.22	1.53	OC	0.31	0.61	0.92	1.22	1.53
OB	0.31	0.61	0.92	1.22	1.53	OD	0.31	0.61	0.92	1.22	1.53

	Luminous Intensities [ cd/klm]									
	0	5	15	25	35	45	55	65	75	85
OA	1243.99	1194.58	742.10	235.06	24.91	4.48	2.83	0.00	0.00	0.00
OB	1243.99	1194.58	742.10	235.06	24.91	4.48	2.83	0.00	0.00	0.00
OC	1243.99	1194.58	742.10	235.06	24.91	4.48	2.83	0.00	0.00	0.00
OD	1243.99	1194.58	742.10	235.06	24.91	4.48	2.83	0.00	0.00	0.00



H[m]	D[m]	Max lux	Med lux	Alpha=17.0°+17.0°	G=0.0
1.00	0.61	1244	765		
2.00	1.22	311	191		
3.00	1.84	138	85		
4.00	2.45	78	48		
5.00	3.06	50	31		