

**Luminaire**

Code NL4203218Y004  
 Name Everything 55 square adjustable 20° - cornice nera - 2700K

**Measurem.**

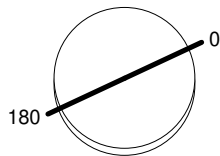
Code FTS1602958  
 Name Everything 55 square adjustable 20° - cornice nera - 2700K

Luminaire Flux	476.00 lm	Luminaire Power	6.40 W	Efficacy	74.37 lm/W	Efficiency	100.00%
Lamps Flux	476.00 lm	Maximum value	7992.45 cd/klm	Position	C=0.00 G=0.00	CG	Rotosymmetrical
Round Luminaire Round Luminous Area		Diam. Diam.	55 mm 35 mm	Height Height	78 mm 0 mm		
Horizontal Luminous Area Emitting area on Plane 0° Emitting area on Plane 90°		0.000962 m2 0.000000 m2 0.000000 m2		Emitting area on Plane 180° Emitting area on Plane 270° Glare area at 76°		0.000000 m2 0.000000 m2 0.000233 m2	
Coordinate system Date Measurement Distance		CG 17-02-2015 0.00		Symmetry Type Maximum Gamma Angle Measurement Flux		Rotosymmetrical 90 476.00 lm	

LED Flux=566lm LED Power=6,4W Eff=84% EfcLed=88lm/W EfcLum=74lm/W CCT=2700K Ra=80 SDCM=2 L70(6K)=51400h

C.I.E.	100 100 100 100 100	D DIN 5040	A60
F UTE	--	B NBN	BZ 1

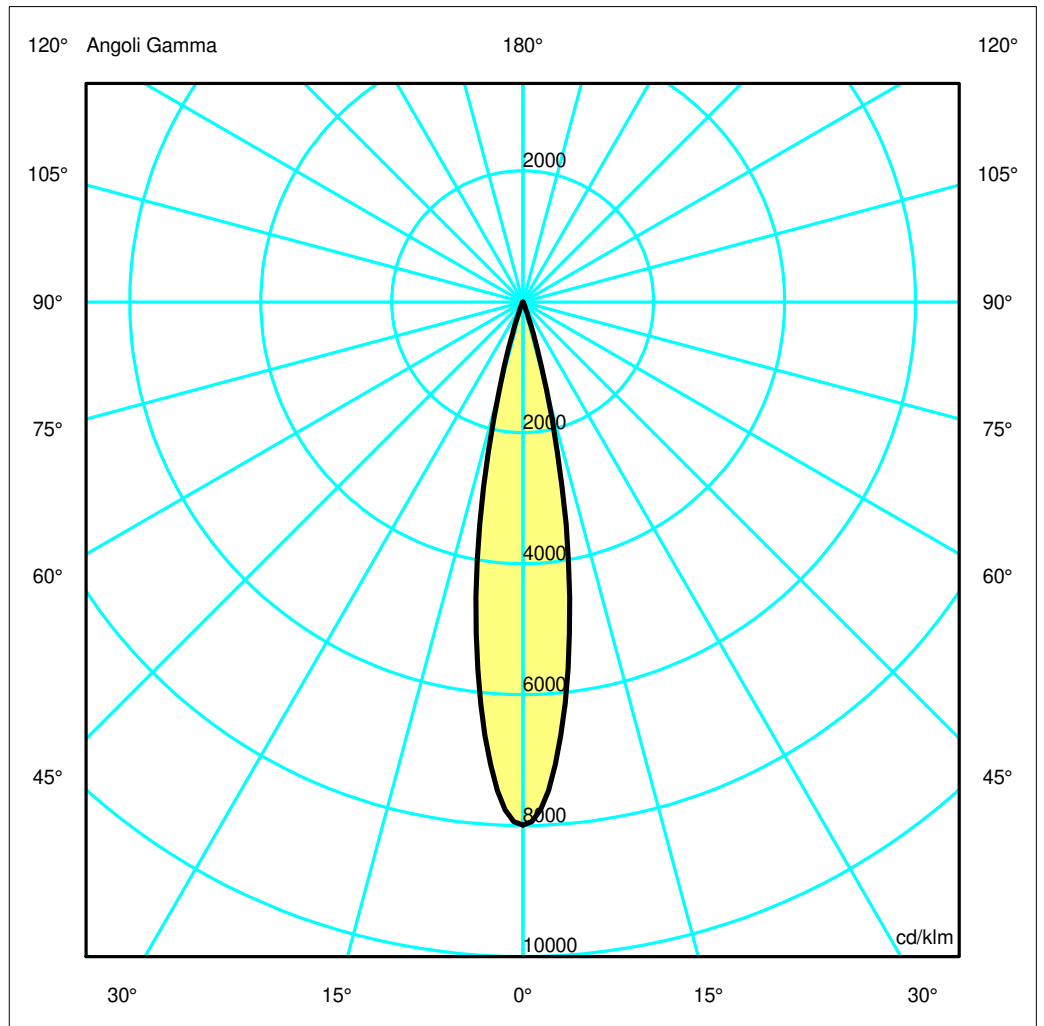
Diam=55mm



Semipiani C

180.0 ——— 0.0

ULOR 0.00 %  
 DLOR 100.00 %  
 RN 0.00 %



## Luminaire

Code NL4203218Y004  
 Name Everything 55 square adjustable 20° - cornice nera - 2700K

## Measurement

Code FTS1602958  
 Name Everything 55 square adjustable 20° - cornice nera - 2700K

Luminaire Flux	476.00 lm	Luminaire Power	6.40 W	Efficacy	74.37 lm/W	Efficiency	100.00%
Lamps Flux	476.00 lm	Maximum value	7992.45 cd/klm	Position	C=0.00 G=0.00	CG	Rotosymmetrical
Round Luminaire		Diam.	55 mm	Height	78 mm		
Round Luminous Area		Diam.	35 mm	Height	0 mm		
Horizontal Luminous Area	0.000962 m2			Emitting area on Plane 180°		0.000000 m2	
Emitting area on Plane 0°	0.000000 m2			Emitting area on Plane 270°		0.000000 m2	
Emitting area on Plane 90°	0.000000 m2			Glare area at 76°		0.000233 m2	
Coordinate system	CG			Symmetry Type		Rotosymmetrical	
Date	17-02-2015			Maximum Gamma Angle		90	
Measurement Distance	0.00			Measurement Flux		476.00 lm	

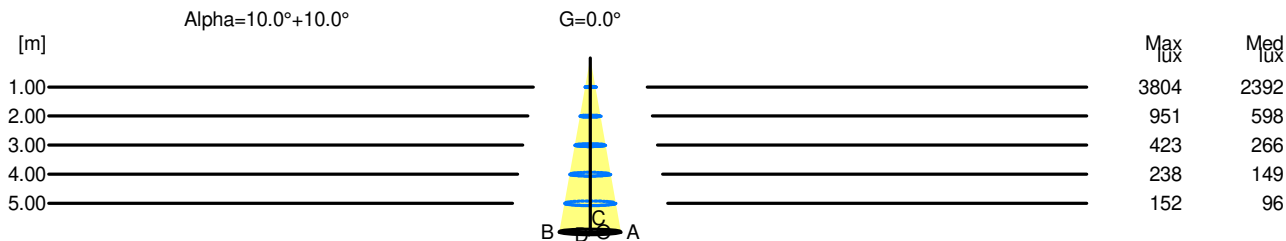
LED Flux=566lm LED Power=6,4W Eff=84% EfcLed=88lm/W EfcLum=74lm/W CCT=2700K Ra=80 SDCM=2 L70(6K)=51400h

C.I.E.	100	100	100	100		D DIN 5040	A60
F UTE	--					B NBN	BZ 1

### Width at 50.00 % of Max Intensity

H[m]	1.00	2.00	3.00	4.00	5.00	H[m]	1.00	2.00	3.00	4.00	5.00
OA	0.18	0.35	0.53	0.71	0.89	OC	0.18	0.35	0.53	0.71	0.89
OB	0.18	0.35	0.53	0.71	0.89	OD	0.18	0.35	0.53	0.71	0.89

	Luminous Intensities [ cd/klm]									
	0	5	15	25	35	45	55	65	75	85
OA	3804.41	3163.70	665.28	26.66	0.79	0.00	0.00	0.00	0.00	0.00
OB	3804.41	3163.70	665.28	26.66	0.79	0.00	0.00	0.00	0.00	0.00
OC	3804.41	3163.70	665.28	26.66	0.79	0.00	0.00	0.00	0.00	0.00
OD	3804.41	3163.70	665.28	26.66	0.79	0.00	0.00	0.00	0.00	0.00



H[m]	D[m]	Max lux	Med lux	Alpha=10.0°+10.0°	G=0.0
1.00	0.35	3804	2392		
2.00	0.71	951	598		
3.00	1.06	423	266		
4.00	1.42	238	149		
5.00	1.77	152	96		