

**Luminaire**

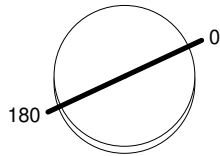
Code NL4203434K004  
 Name Everything 55 square 34° - cornice nera - 3000K

**Measurem.**

Code FTS1500307  
 Name Everything 55 square 34° - cornice nera - 3000K

Luminaire Flux	425.00 lm	Luminaire Power	6.40 W	Efficacy	66.41 lm/W	Efficiency	100.00%
Lamps Flux	425.00 lm	Maximum value	2862.06 cd/klm	Position	C=0.00 G=0.00	CG	Rotosymmetrical
Round Luminaire Round Luminous Area		Diam. Diam.	55 mm 35 mm	Height Height	78 mm 0 mm		
Horizontal Luminous Area Emitting area on Plane 0° Emitting area on Plane 90°		0.000962 m2 0.000000 m2 0.000000 m2		Emitting area on Plane 180° Emitting area on Plane 270° Glare area at 76°		0.000000 m2 0.000000 m2 0.000233 m2	
Coordinate system Date Measurement Distance		CG 16-02-2015 0.00		Symmetry Type Maximum Gamma Angle Measurement Flux		Rotosymmetrical 90 425.00 lm	
3000K - Imax=2862 cd/klm - LED Flux=566 lm - LED Power=6.4 W - Eff=75 % - EfcLED=89 lm/W - EfcLum=69 lm/W Ra=80 min - SDCM=2 - Life=L70(6K)>51,400 ore							
C.I.E. F UTE	100 100 100 100 100 --			D DIN 5040 B NBN	A60 BZ 1		

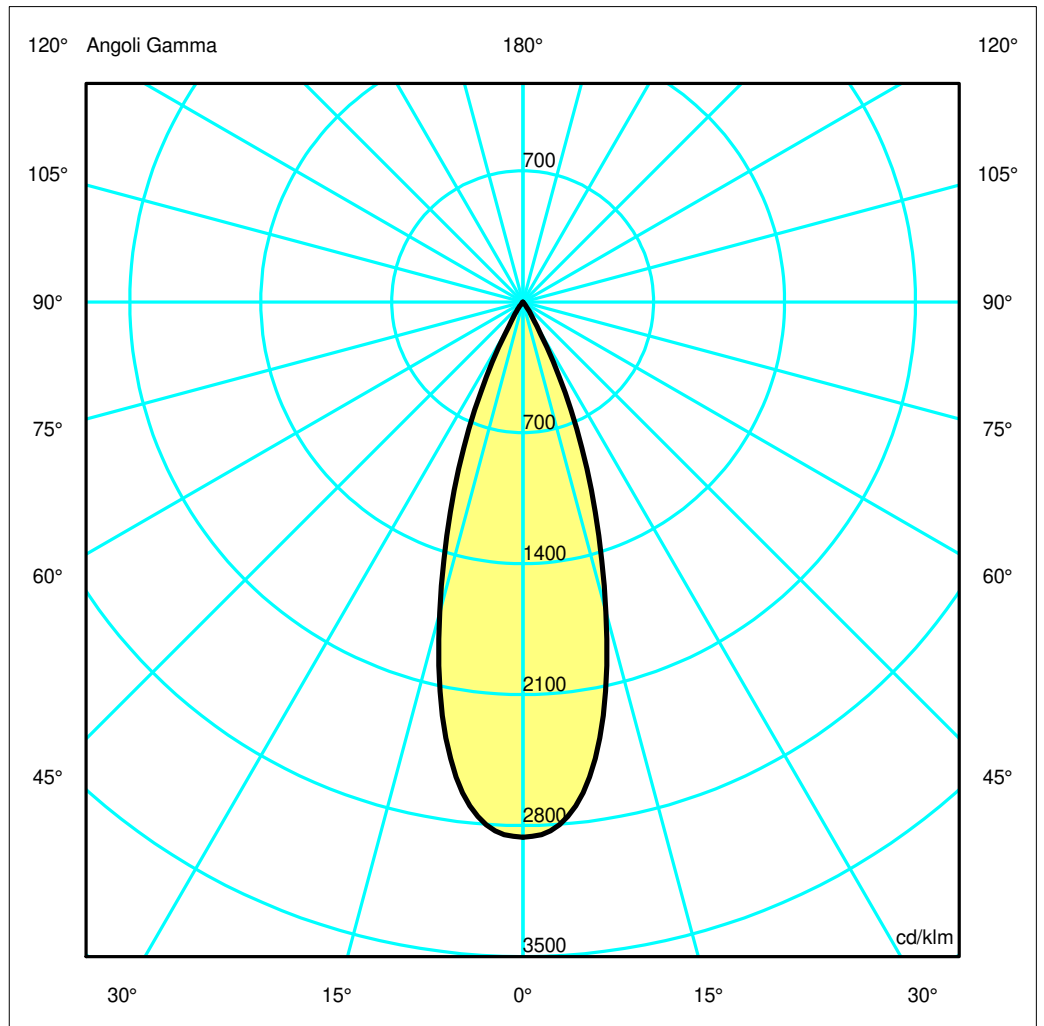
Diam=55mm



Semipiani C

180.0 ——— 0.0

ULOR 0.00 %  
 DLOR100.00 %  
 RN 0.00 %



## Luminaire

Code NL4203434K004  
Name Everything 55 square 34° - cornice nera - 3000K

## Measurement

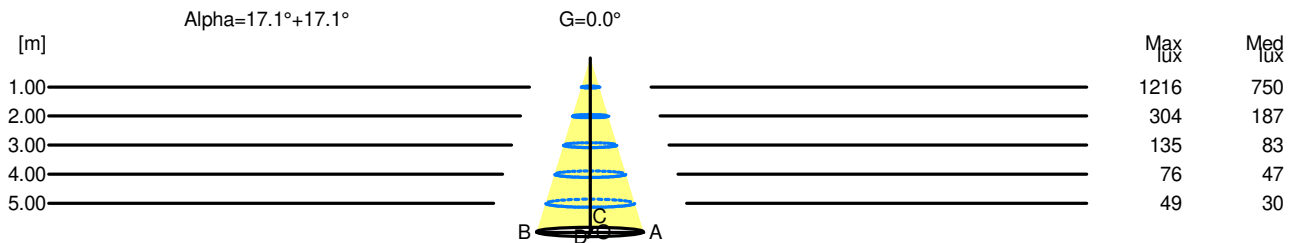
Code FTS1500307  
Name Everything 55 square 34° - cornice nera - 3000K

Luminaire Flux	425.00 lm	Luminaire Power	6.40 W	Efficacy	66.41 lm/W	Efficiency	100.00%
Lamps Flux	425.00 lm	Maximum value	2862.06 cd/klm	Position	C=0.00 G=0.00	CG	Rotosymmetrical
Round Luminaire		Diam.	55 mm	Height	78 mm		
Round Luminous Area		Diam.	35 mm	Height	0 mm		
Horizontal Luminous Area		0.000962 m2		Emitting area on Plane 180°		0.000000 m2	
Emitting area on Plane 0°		0.000000 m2		Emitting area on Plane 270°		0.000000 m2	
Emitting area on Plane 90°		0.000000 m2		Glare area at 76°		0.000233 m2	
Coordinate system		CG		Symmetry Type		Rotosymmetrical	
Date		16-02-2015		Maximum Gamma Angle		90	
Measurement Distance		0.00		Measurement Flux		425.00 lm	
3000K - I <sub>max</sub> =2862 cd/klm - LED Flux=566 lm - LED Power=6.4 W - Eff=75 % - EfcLED=89 lm/W - EfcLum=69 lm/W Ra=80 min - SDCM=2 - Life=L70(6K)>51,400 ore							
C.I.E.	100	100	100	100		D DIN 5040	A60
F UTE	--					B NBN	BZ 1

### Width at 50.00 % of Max Intensity

H[m]	1.00	2.00	3.00	4.00	5.00	H[m]	1.00	2.00	3.00	4.00	5.00
OA	0.31	0.62	0.92	1.23	1.54	OC	0.31	0.62	0.92	1.23	1.54
OB	0.31	0.62	0.92	1.23	1.54	OD	0.31	0.62	0.92	1.23	1.54

	Luminous Intensities [ cd/klm]									
	0	5	15	25	35	45	55	65	75	85
OA	1216.37	1173.50	729.84	227.31	20.55	0.25	0.00	0.00	0.00	0.00
OB	1216.37	1173.50	729.84	227.31	20.55	0.25	0.00	0.00	0.00	0.00
OC	1216.37	1173.50	729.84	227.31	20.55	0.25	0.00	0.00	0.00	0.00
OD	1216.37	1173.50	729.84	227.31	20.55	0.25	0.00	0.00	0.00	0.00



H[m]	D[m]	Max lux	Med lux	Alpha=17.1°+17.1°	G=0.0
1.00	0.62	1216	750		
2.00	1.23	304	187		
3.00	1.85	135	83		
4.00	2.46	76	47		
5.00	3.08	49	30		